



Halò, I'm Lewis the Highland bull.  
I'm new to the farm and I can speak Gaelic!

Do you want to learn some words in Gaelic  
(you say *Gall-ick*)? Explore the museum with me  
and discover some Scottish traditions on the way.

## Let's begin at the rope twisters across from the *Study Store*

Design your own rope twister below!


**Fun Fact!** Each rope twister design  
has a different shape.

## Head to the *Land Gallery*

Can you spot the  
heart-shaped  
bannock spade?



There are three more  
around the museum – tick  
off each one you can find.




The Gaelic  
word for  
love is **gaol**  
(say *g-eul*).



The farmer at my old farm used a  
seed horn for planting seeds of a  
certain vegetable.

Can you find the seed horn in the  
*Land Gallery*?

Complete the dot to dot to reveal  
which vegetable!



## Head to the *People Gallery*

Fancy doing a sword dance?  
Can you find the Highland Games  
Poster? Try and copy the moves of  
the dancers in the poster.



The  
Gaelic word  
for dancing is  
**dannsa** (say  
*dan-sa*).


Have a go at a highland  
sword dance, but try not  
to touch the swords with your feet!



I love dancing and music!

Can you spot the fiddle  
and bow used to play my  
favourite tunes?

Look closely at the bow,  
can you see the animal  
hair? Which animal do  
you think it is from?



☐ Horse

☐ Pig



☐ Cow

## Find the *Tools Gallery*




The Gaelic  
word for wool  
is **clòimh**  
(say *cloy*).

Can you spot the  
spinning wheel?

These are used to spin the  
fleece from the sheep to make wool.

Draw in the missing parts.



Can you  
remember  
some of  
the **Gaelic**  
words we  
learned today?  
Let's finish by  
saying goodbye –  
**mar sin leat**  
(say *mar-shin-lat*).

